

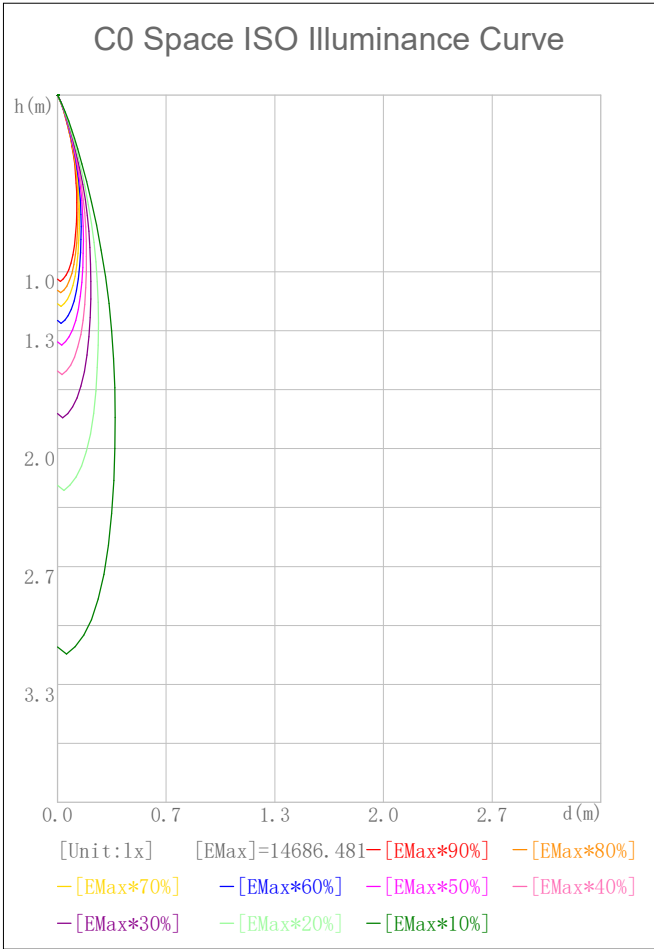
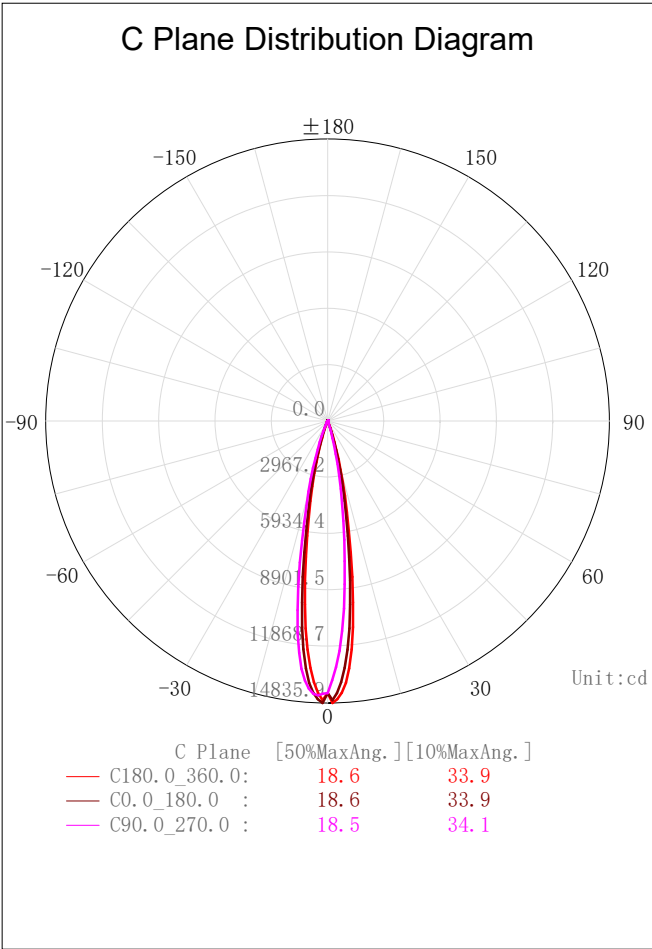
Indoor Luminaire Photometric Data

Description Information

Luminary Name: 55252		Lum. Catalog:	Test ID:
Lamp Name:		Lamp Catalog:	Test Date: 2025/03/22
Manufacture:		Shld. Ang(°):	Test Machine:GON-2000
Test Lab:		Frequency(Hz):	Lamp CCT(K): Ra:
Lum. Size (W*L*H):0.050m*-0.050m*0.000m		Lum. Area (m2):0.002	Lum. W (kg): 0.000
Test System: C, γ	Test Step: C=30.0 γ=1.0	Temp. (°C): 25	Humidity(%): 50.0

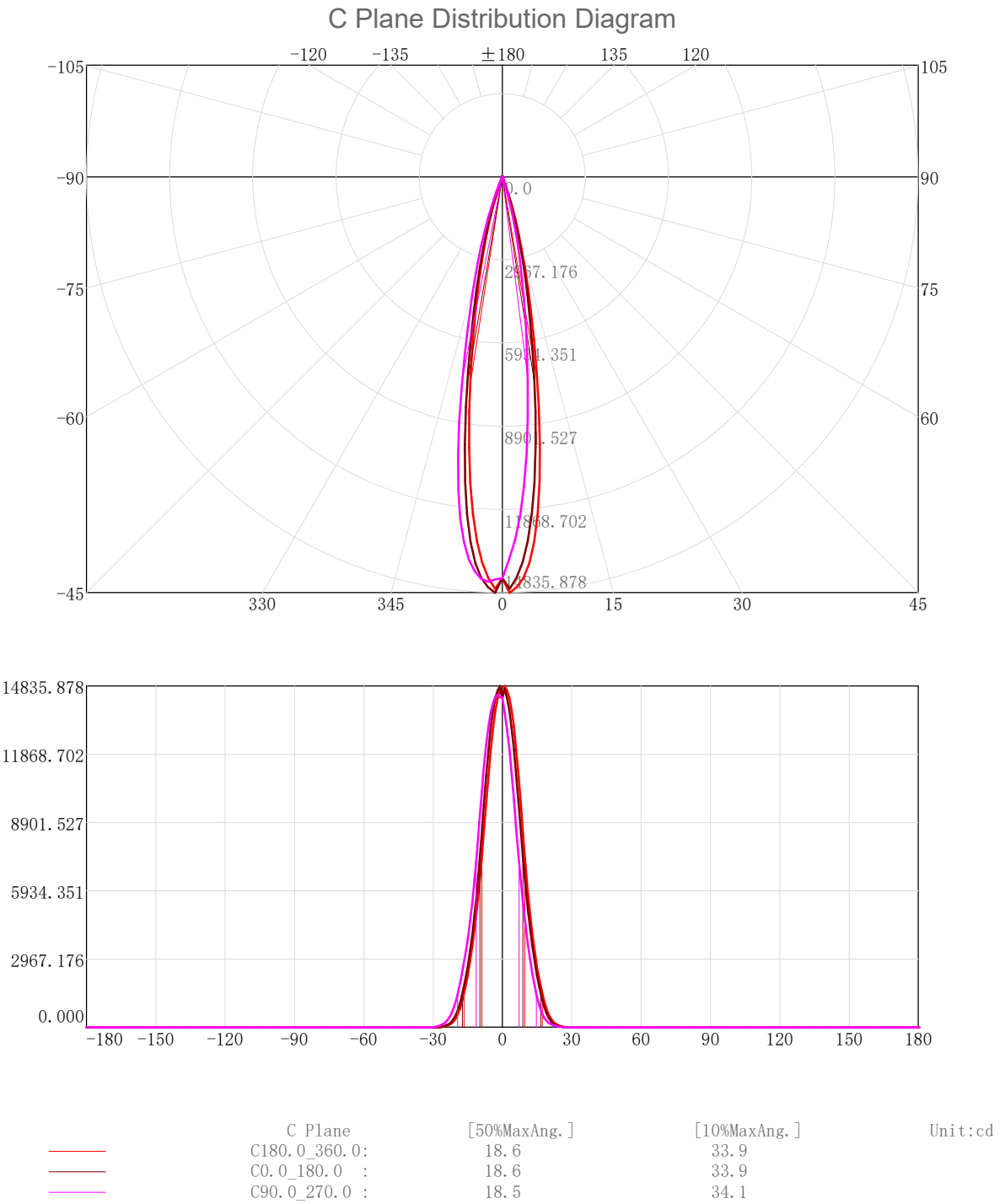
Character Parameter

Lamp Speciality Parameter		Luminaire Speciality Parameter	
Rated Flux(lm): 1795.110	Luminary Flux(lm): 1795.107	Field Angle(10%Imax): 33.9(°)	
Rated Power(W):	Luminary Efficiency: 100.00%	Down Lumens&Percent: 1795.107lm 100.00%	
Rated Voltage(V):	Luminary EER(lm/W): 76.714	Up Lumens&Percent: 0.000lm 0.00%	
Tested Power(W): 23.400	Max. Candela(cd): 14835.878	S/MH: C0_a180=0.326 C90_270=0.319	
Lamps' Inside: 1	Max Cand@Ang. (°): C=180.0 γ=1.0	CIE Type: Semi-Direct	
Tested Electrics(V, A, pf):229.9, 0.106, 0.957		ErP Φuse(90°): 1755.994lm	
Lamp Size(W*L*H):0.050m*-0.050m*0.000m		IRF(%): 1517.322	
		Beam Angle(50%Imax): 18.6(°)	
		Left=-8.9°, Right=9.7°	



2D Plane Light Intensity Distribution Curve


Lum. Name: 55252	Lum. Catalog:	Test ID:
Lamp Name:	Lamp Catalog:	Test Lab:
Manufacture:	Test Machine:GON-2000	Test Date: 2025/03/22



3D Light Intensity Distribution Modal

Lum. Name: 55252	Lum. Catelog:	Test ID:
Lamp Name:	Lamp Catelog:	Test Lab:
Manufacture:	Test Machine:GON-2000	Test Date: 2025/03/22

3D Light Intensity Distribution Modal



Curves:

3D Model

Fixture

Vert. HUD

Hori. HUD

View Angles:

Orient:0

Tilt:0

Roll:0

Spin:0

IES Indoor Report
Photometric Filename:UL-25W-COB-2500-FH(N)-15D-3000K.IES

Zonal Flux Tabulation

Zone (γ)	Zone Flux (lm)	Sums Flux (lm)	Zone%Lamp	Sums%Lamp	Zone (γ)	Zone Flux (lm)	Sums Flux (lm)	Zone%Lamp	Sums%Lamp
0.0-1.0	13.61	13.61	0.76	0.76	47.0-48.0	0.00	1795.11	0.00	100.00
1.0-2.0	40.14	53.75	2.24	2.99	48.0-49.0	0.00	1795.11	0.00	100.00
2.0-3.0	65.11	118.86	3.63	6.62	49.0-50.0	0.00	1795.11	0.00	100.00
3.0-4.0	87.47	206.34	4.87	11.49	50.0-51.0	0.00	1795.11	0.00	100.00
4.0-5.0	106.21	312.55	5.92	17.41	51.0-52.0	0.00	1795.11	0.00	100.00
5.0-6.0	120.57	433.12	6.72	24.13	52.0-53.0	0.00	1795.11	0.00	100.00
6.0-7.0	130.13	563.26	7.25	31.38	53.0-54.0	0.00	1795.11	0.00	100.00
7.0-8.0	134.87	698.13	7.51	38.89	54.0-55.0	0.00	1795.11	0.00	100.00
8.0-9.0	134.96	833.08	7.52	46.41	55.0-56.0	0.00	1795.11	0.00	100.00
9.0-10.0	130.97	964.06	7.30	53.70	56.0-57.0	0.00	1795.11	0.00	100.00
10.0-11.0	123.86	1087.92	6.90	60.60	57.0-58.0	0.00	1795.11	0.00	100.00
11.0-12.0	114.39	1202.30	6.37	66.98	58.0-59.0	0.00	1795.11	0.00	100.00
12.0-13.0	103.50	1305.81	5.77	72.74	59.0-60.0	0.00	1795.11	0.00	100.00
13.0-14.0	92.04	1397.84	5.13	77.87	60.0-61.0	0.00	1795.11	0.00	100.00
14.0-15.0	80.43	1478.28	4.48	82.35	61.0-62.0	0.00	1795.11	0.00	100.00
15.0-16.0	69.01	1547.29	3.84	86.19	62.0-63.0	0.00	1795.11	0.00	100.00
16.0-17.0	58.03	1605.32	3.23	89.43	63.0-64.0	0.00	1795.11	0.00	100.00
17.0-18.0	47.69	1653.01	2.66	92.08	64.0-65.0	0.00	1795.11	0.00	100.00
18.0-19.0	38.19	1691.20	2.13	94.21	65.0-66.0	0.00	1795.11	0.00	100.00
19.0-20.0	29.76	1720.96	1.66	95.87	66.0-67.0	0.00	1795.11	0.00	100.00
20.0-21.0	22.57	1743.53	1.26	97.13	67.0-68.0	0.00	1795.11	0.00	100.00
21.0-22.0	16.66	1760.19	0.93	98.05	68.0-69.0	0.00	1795.11	0.00	100.00
22.0-23.0	11.98	1772.18	0.67	98.72	69.0-70.0	0.00	1795.11	0.00	100.00
23.0-24.0	8.38	1780.55	0.47	99.19	70.0-71.0	0.00	1795.11	0.00	100.00
24.0-25.0	5.65	1786.20	0.31	99.50	71.0-72.0	0.00	1795.11	0.00	100.00
25.0-26.0	3.66	1789.87	0.20	99.71	72.0-73.0	0.00	1795.11	0.00	100.00
26.0-27.0	2.29	1792.16	0.13	99.84	73.0-74.0	0.00	1795.11	0.00	100.00
27.0-28.0	1.41	1793.57	0.08	99.91	74.0-75.0	0.00	1795.11	0.00	100.00
28.0-29.0	0.85	1794.43	0.05	99.96	75.0-76.0	0.00	1795.11	0.00	100.00
29.0-30.0	0.45	1794.88	0.03	99.99	76.0-77.0	0.00	1795.11	0.00	100.00
30.0-31.0	0.19	1795.07	0.01	100.00	77.0-78.0	0.00	1795.11	0.00	100.00
31.0-32.0	0.04	1795.11	0.00	100.00	78.0-79.0	0.00	1795.11	0.00	100.00
32.0-33.0	0.00	1795.11	0.00	100.00	79.0-80.0	0.00	1795.11	0.00	100.00
33.0-34.0	0.00	1795.11	0.00	100.00	80.0-81.0	0.00	1795.11	0.00	100.00
34.0-35.0	0.00	1795.11	0.00	100.00	81.0-82.0	0.00	1795.11	0.00	100.00
35.0-36.0	0.00	1795.11	0.00	100.00	82.0-83.0	0.00	1795.11	0.00	100.00
36.0-37.0	0.00	1795.11	0.00	100.00	83.0-84.0	0.00	1795.11	0.00	100.00
37.0-38.0	0.00	1795.11	0.00	100.00	84.0-85.0	0.00	1795.11	0.00	100.00
38.0-39.0	0.00	1795.11	0.00	100.00	85.0-86.0	0.00	1795.11	0.00	100.00
39.0-40.0	0.00	1795.11	0.00	100.00	86.0-87.0	0.00	1795.11	0.00	100.00
40.0-41.0	0.00	1795.11	0.00	100.00	87.0-88.0	0.00	1795.11	0.00	100.00
41.0-42.0	0.00	1795.11	0.00	100.00	88.0-89.0	0.00	1795.11	0.00	100.00
42.0-43.0	0.00	1795.11	0.00	100.00	89.0-90.0	0.00	1795.11	0.00	100.00
43.0-44.0	0.00	1795.11	0.00	100.00	90.0-91.0	0.00	1795.11	0.00	100.00
44.0-45.0	0.00	1795.11	0.00	100.00	91.0-92.0	0.00	1795.11	0.00	100.00
45.0-46.0	0.00	1795.11	0.00	100.00	92.0-93.0	0.00	1795.11	0.00	100.00
46.0-47.0	0.00	1795.11	0.00	100.00	93.0-94.0	0.00	1795.11	0.00	100.00

IES Indoor Report

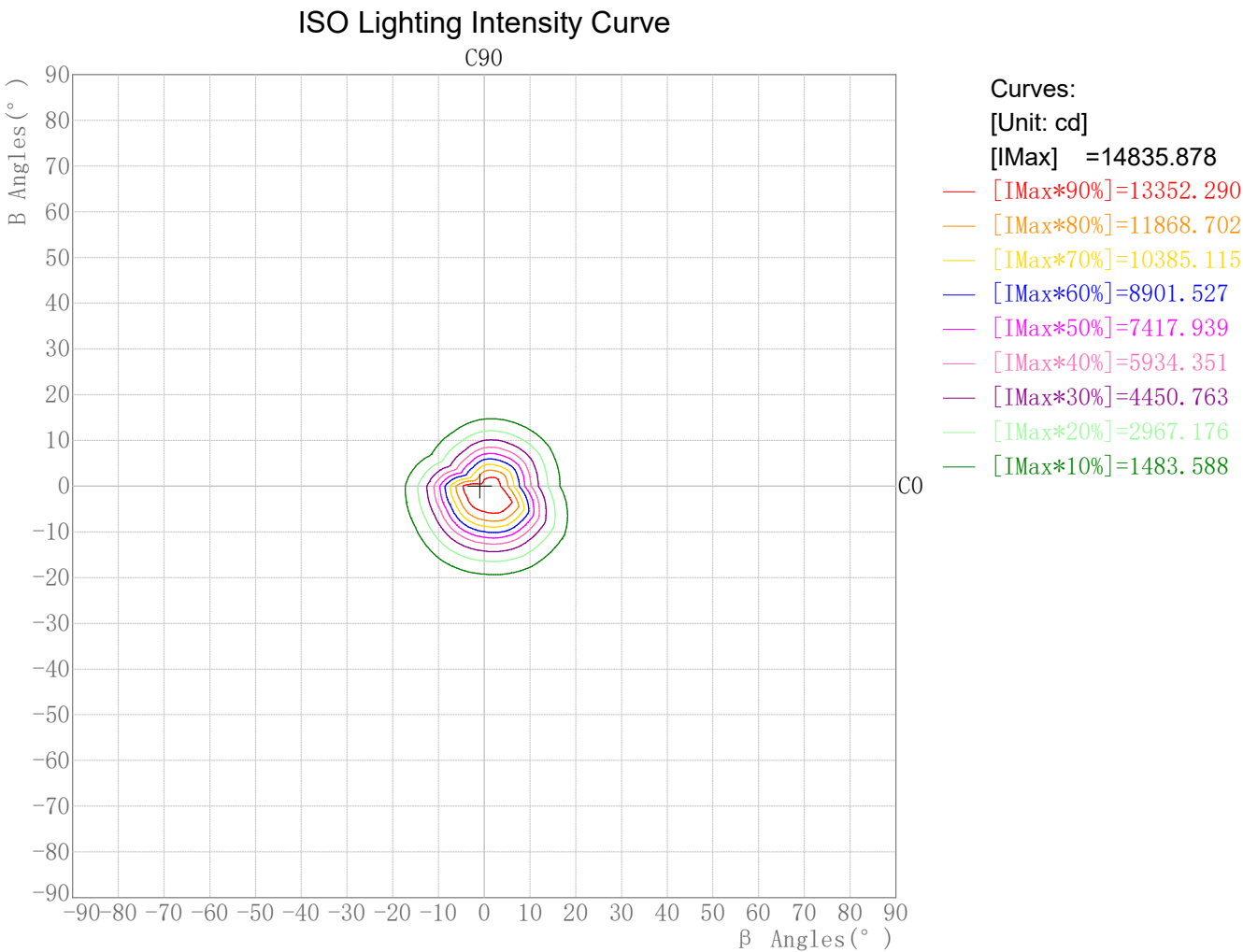
Photometric Filename:UL-25W-COB-2500-FH(N)-15D-3000K.IES

Zonal Flux Tabulation - (Cont.)

Zone (γ)	Zone Flux (lm)	Sums Flux (lm)	Zone%Lamp	Sums%Lamp	Zone (γ)	Zone Flux (lm)	Sums Flux (lm)	Zone%Lamp	Sums%Lamp
94.0-95.0	0.00	1795.11	0.00	100.00	141.0-142.0	0.00	1795.11	0.00	100.00
95.0-96.0	0.00	1795.11	0.00	100.00	142.0-143.0	0.00	1795.11	0.00	100.00
96.0-97.0	0.00	1795.11	0.00	100.00	143.0-144.0	0.00	1795.11	0.00	100.00
97.0-98.0	0.00	1795.11	0.00	100.00	144.0-145.0	0.00	1795.11	0.00	100.00
98.0-99.0	0.00	1795.11	0.00	100.00	145.0-146.0	0.00	1795.11	0.00	100.00
99.0-100.0	0.00	1795.11	0.00	100.00	146.0-147.0	0.00	1795.11	0.00	100.00
100.0-101.0	0.00	1795.11	0.00	100.00	147.0-148.0	0.00	1795.11	0.00	100.00
101.0-102.0	0.00	1795.11	0.00	100.00	148.0-149.0	0.00	1795.11	0.00	100.00
102.0-103.0	0.00	1795.11	0.00	100.00	149.0-150.0	0.00	1795.11	0.00	100.00
103.0-104.0	0.00	1795.11	0.00	100.00	150.0-151.0	0.00	1795.11	0.00	100.00
104.0-105.0	0.00	1795.11	0.00	100.00	151.0-152.0	0.00	1795.11	0.00	100.00
105.0-106.0	0.00	1795.11	0.00	100.00	152.0-153.0	0.00	1795.11	0.00	100.00
106.0-107.0	0.00	1795.11	0.00	100.00	153.0-154.0	0.00	1795.11	0.00	100.00
107.0-108.0	0.00	1795.11	0.00	100.00	154.0-155.0	0.00	1795.11	0.00	100.00
108.0-109.0	0.00	1795.11	0.00	100.00	155.0-156.0	0.00	1795.11	0.00	100.00
109.0-110.0	0.00	1795.11	0.00	100.00	156.0-157.0	0.00	1795.11	0.00	100.00
110.0-111.0	0.00	1795.11	0.00	100.00	157.0-158.0	0.00	1795.11	0.00	100.00
111.0-112.0	0.00	1795.11	0.00	100.00	158.0-159.0	0.00	1795.11	0.00	100.00
112.0-113.0	0.00	1795.11	0.00	100.00	159.0-160.0	0.00	1795.11	0.00	100.00
113.0-114.0	0.00	1795.11	0.00	100.00	160.0-161.0	0.00	1795.11	0.00	100.00
114.0-115.0	0.00	1795.11	0.00	100.00	161.0-162.0	0.00	1795.11	0.00	100.00
115.0-116.0	0.00	1795.11	0.00	100.00	162.0-163.0	0.00	1795.11	0.00	100.00
116.0-117.0	0.00	1795.11	0.00	100.00	163.0-164.0	0.00	1795.11	0.00	100.00
117.0-118.0	0.00	1795.11	0.00	100.00	164.0-165.0	0.00	1795.11	0.00	100.00
118.0-119.0	0.00	1795.11	0.00	100.00	165.0-166.0	0.00	1795.11	0.00	100.00
119.0-120.0	0.00	1795.11	0.00	100.00	166.0-167.0	0.00	1795.11	0.00	100.00
120.0-121.0	0.00	1795.11	0.00	100.00	167.0-168.0	0.00	1795.11	0.00	100.00
121.0-122.0	0.00	1795.11	0.00	100.00	168.0-169.0	0.00	1795.11	0.00	100.00
122.0-123.0	0.00	1795.11	0.00	100.00	169.0-170.0	0.00	1795.11	0.00	100.00
123.0-124.0	0.00	1795.11	0.00	100.00	170.0-171.0	0.00	1795.11	0.00	100.00
124.0-125.0	0.00	1795.11	0.00	100.00	171.0-172.0	0.00	1795.11	0.00	100.00
125.0-126.0	0.00	1795.11	0.00	100.00	172.0-173.0	0.00	1795.11	0.00	100.00
126.0-127.0	0.00	1795.11	0.00	100.00	173.0-174.0	0.00	1795.11	0.00	100.00
127.0-128.0	0.00	1795.11	0.00	100.00	174.0-175.0	0.00	1795.11	0.00	100.00
128.0-129.0	0.00	1795.11	0.00	100.00	175.0-176.0	0.00	1795.11	0.00	100.00
129.0-130.0	0.00	1795.11	0.00	100.00	176.0-177.0	0.00	1795.11	0.00	100.00
130.0-131.0	0.00	1795.11	0.00	100.00	177.0-178.0	0.00	1795.11	0.00	100.00
131.0-132.0	0.00	1795.11	0.00	100.00	178.0-179.0	0.00	1795.11	0.00	100.00
132.0-133.0	0.00	1795.11	0.00	100.00	179.0-180.0	0.00	1795.11	0.00	100.00
133.0-134.0	0.00	1795.11	0.00	100.00					
134.0-135.0	0.00	1795.11	0.00	100.00					
135.0-136.0	0.00	1795.11	0.00	100.00					
136.0-137.0	0.00	1795.11	0.00	100.00					
137.0-138.0	0.00	1795.11	0.00	100.00					
138.0-139.0	0.00	1795.11	0.00	100.00					
139.0-140.0	0.00	1795.11	0.00	100.00					
140.0-141.0	0.00	1795.11	0.00	100.00					

Rectangle ISO Lighting Intensity Diagram

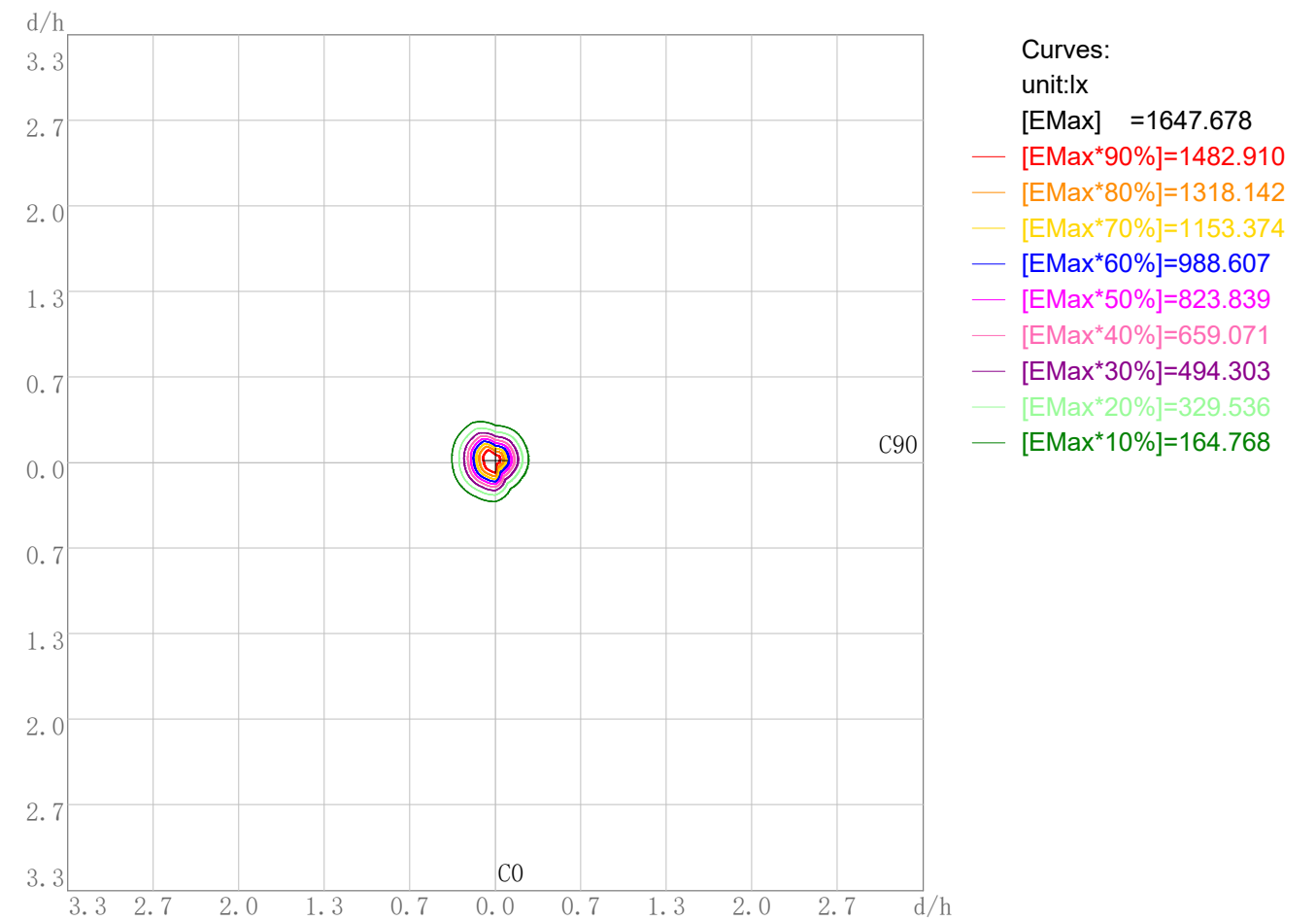
Lum. Name: 55252	Lum. Catalog:	Test ID:
Lamp Name:	Lamp Catalog:	Test Lab:
Manufacture:	Test Machine:GON-2000	Test Date: 2025/03/22



Plane ISO-Illuminance Diagram

Lum. Name: 55252	Lum. Catalog:	Test ID:
Lamp Name:	Lamp Catalog:	Test Lab:
Manufacture:	Test Machine:GON-2000	Test Date: 2025/03/22

Plane ISO-Illuminance Curve




Working Plane Luminaire Mounting Height(m): 3.00
Working Plane Maximum Illuminance(lx): 1647.68
Working Plane Maximum Illuminance Position(d/h):H0.0 V-0.0

3D Plane ISO Illuminance Diagram

Lum. Name: 55252	Lum. Catelog:	Test ID:
Lamp Name:	Lamp Catelog:	Test Lab:
Manufacture:	Test Machine:GON-2000	Test Date: 2025/03/22

3D Plane Illuminance Modal



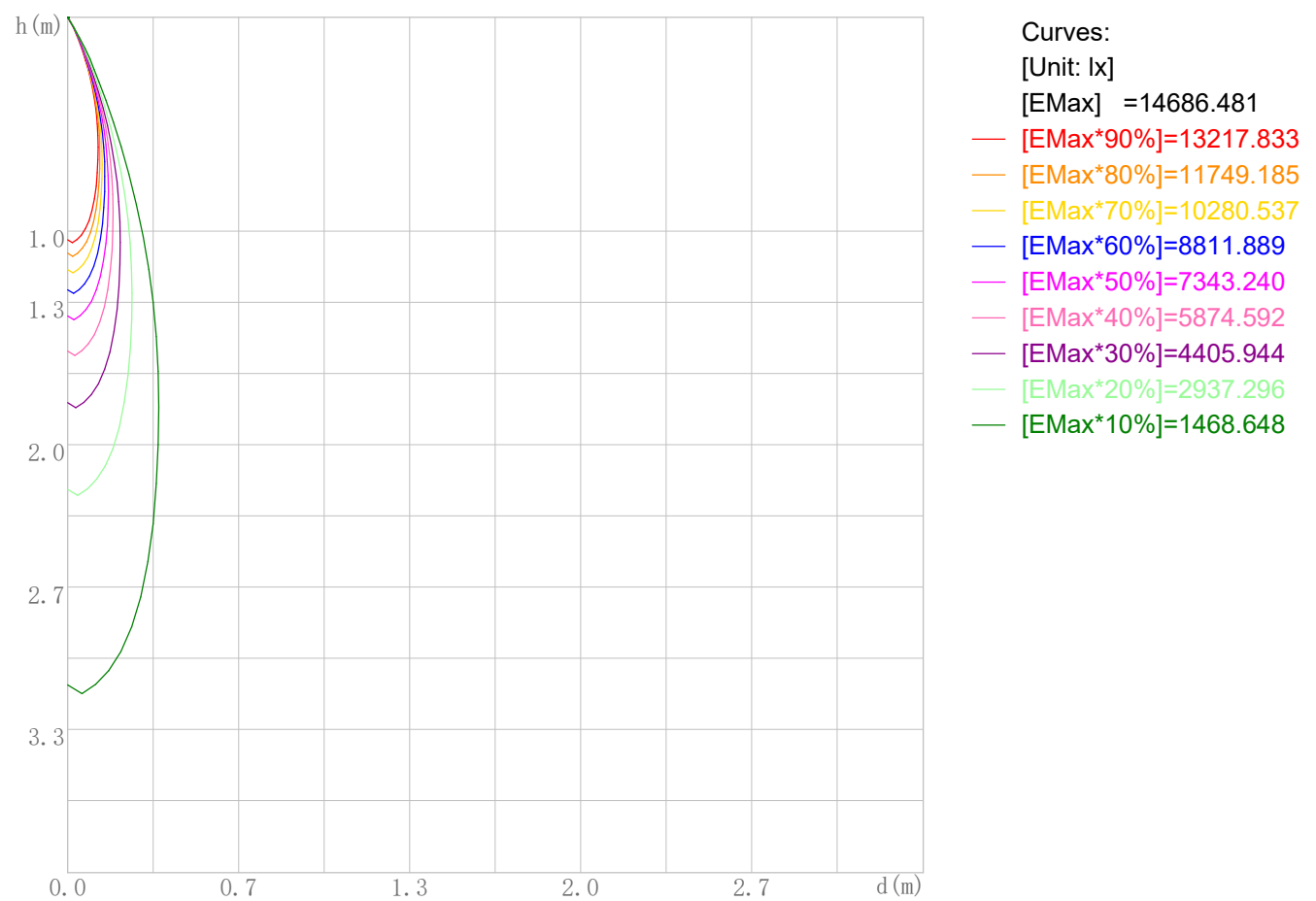
Curves: 3D Model— 90%— 80%— 70%— 60%— 50%— 40%— 30%— 20%— 10%—

View Angles(deg): 0 Height(m): 3.0 Distance(m): 10.0

Space ISO Illuminance Diagram

Lum. Name: 55252	Lum. Catalog:	Test ID:
Lamp Name:	Lamp Catalog:	Test Lab:
Manufacture:	Test Machine:GON-2000	Test Date: 2025/03/22

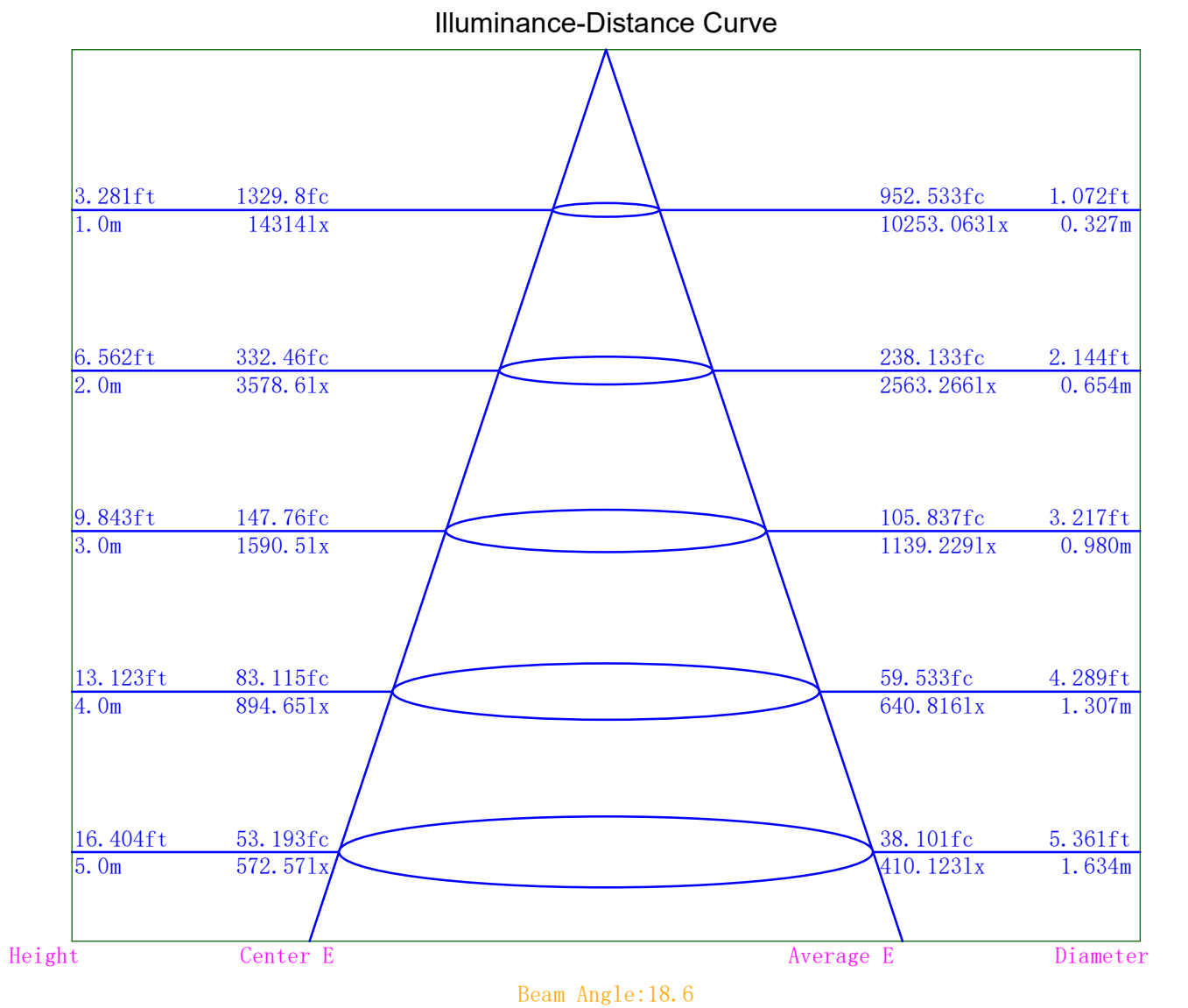
Space ISO Illuminance Curve



Space Plane Maximum Illuminance and @Angle:14686.48lx,1.0deg
Plane Maximum Lighting Intensity and @Angle:14693.193cd,0deg

Illuminance-Distance Diagram

Lum. Name: 55252	Lum. Catelog:	Test ID:
Lamp Name:	Lamp Catelog:	Test Lab:
Manufacture:	Test Machine:GON-2000	Test Date: 2025/03/22



Indoor Luminance Limiting Curves

Lum. Name: 55252	Lum. Catalog:	Test ID:
Lamp Name:	Lamp Catalog:	Test Lab:
Manufacture:	Test Machine:GON-2000	Test Date: 2025/03/22

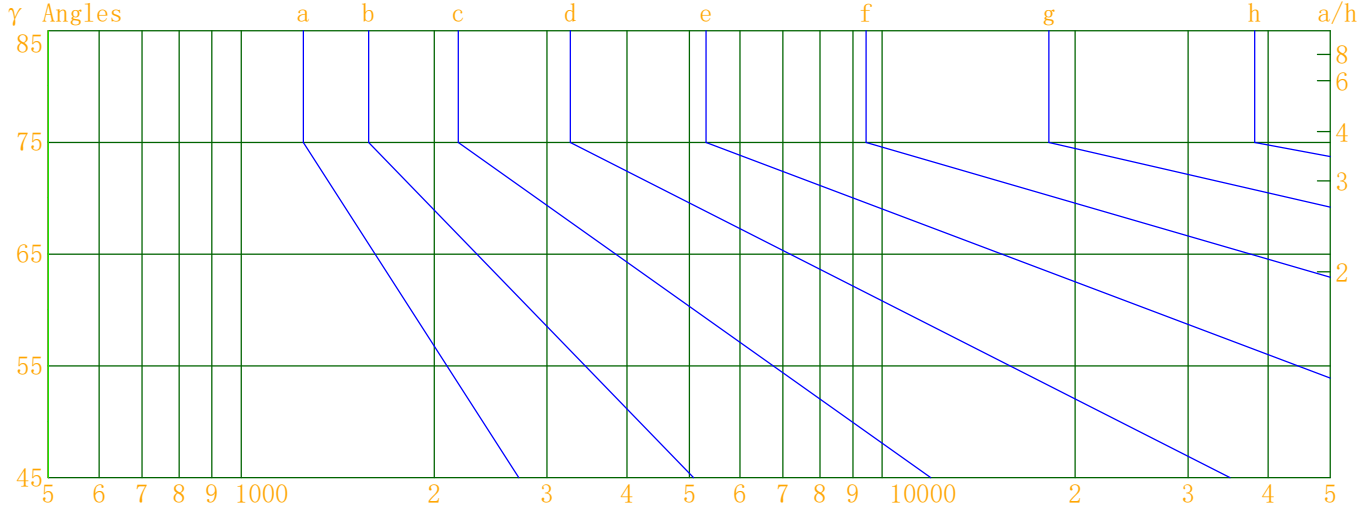
Glare Grade Table

GI	Quality	Using Illuminance							
1.15	A	2000	1000	500	<=300				
1.5	B		2000	1000	500	<=300			
1.85	C			2000	1000	500	<=300		
2.2	D				2000	1000	500	<=300	
2.55	E	a				2000	1000	500	<=300
			b	c	d	e	f	g	h

Luminance Table

Gama (deg)	45	50	55	60	65	70	75	80	85
C0	0	0	0	0	0	0	0	0	0
C90	0	0	0	0	0	0	0	0	0

Luminance Limiting Curve



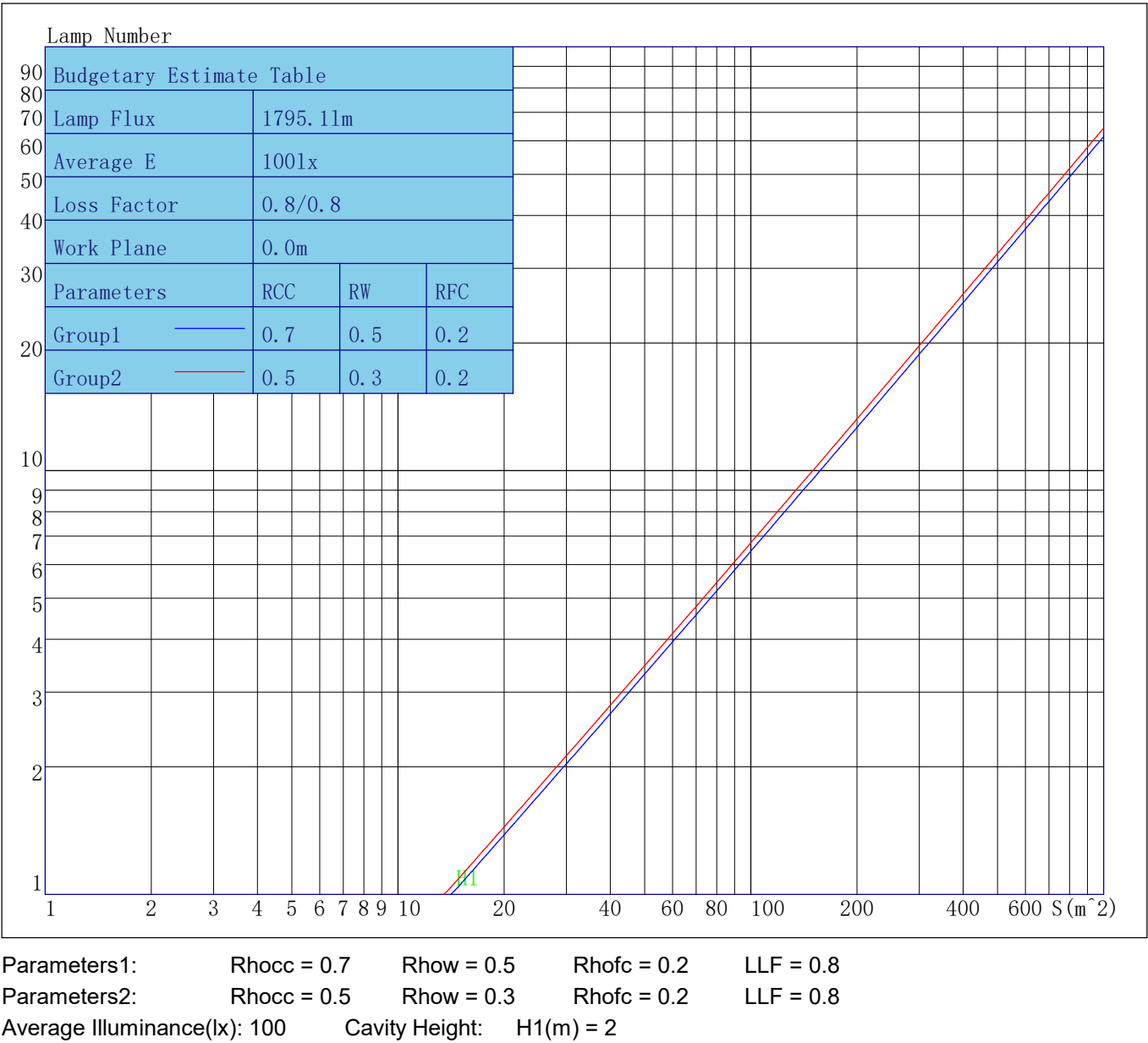
Luminous Size: Length(m)=-0.050 Width(m)=-0.050 Height(m)=0.000 Area(m^2)=0.001963

Luminous Type: Without Luminous Side

Luminous Curves: C0-C180 Color: C90-C270 Color:

Indoor Budgetary Estimate Table

Lum. Name: 55252	Lum. Catalog:	Test ID:
Lamp Name:	Lamp Catalog:	Test Lab:
Manufacture:	Test Machine:GON-2000	Test Date: 2025/03/22



Indoor Coefficient of Utilization Table

Lum. Name:55252	Lum. Catelog:	Test ID:
Lamp Name:	Lamp Catelog:	Test Lab:
Manufacture:	Test Machine:GON-2000	Test Date: 2025/03/22

Coefficients of Utilization – Zonal Cavity Method																		
Coef.	Effective Floor Cavity Reflectance RFC=0.20																	
RhoCC (%)	80				70				50			30			10			0
RhoW (%)	70	50	30	10	70	50	30	10	50	30	10	50	30	10	50	30	10	0
RCR	Coefficient of Utilization(%)																	
0	119	119	119	119	116	116	116	116	111	111	111	106	106	106	102	102	102	100
1	116	114	112	111	113	112	110	109	108	107	106	104	103	103	101	100	100	98
2	113	110	107	105	111	108	106	104	105	103	102	102	101	100	100	98	98	96
3	110	106	103	101	108	105	102	100	102	100	98	100	98	97	98	97	96	94
4	108	103	100	97	106	102	99	97	100	98	96	98	96	95	97	95	94	93
5	105	100	97	95	104	100	97	94	98	96	94	97	95	93	95	94	92	91
6	103	98	95	92	102	97	94	92	96	94	92	95	93	91	94	92	90	90
7	101	96	93	90	100	95	92	90	94	92	90	94	91	89	93	91	89	88
8	99	94	91	89	98	94	91	88	93	90	88	92	90	88	91	89	87	87
9	98	92	89	87	97	92	89	87	91	88	87	91	88	86	90	88	86	85
10	96	91	88	85	95	90	87	85	90	87	85	89	87	85	89	86	85	84

Unified Glare Rating Table

Lum. Name: 55252	Lum. Catalog:	Test ID:
Lamp Name:	Lamp Catalog:	Test Lab:
Manufacture:	Test Machine:GON-2000	Test Date: 2025/03/22

Unified Glare Rating Table

Ceiling RCC	0.70	0.70	0.50	0.50	0.30	0.70	0.70	0.50	0.50	0.30	
Wall RW	0.50	0.30	0.50	0.30	0.30	0.50	0.30	0.50	0.30	0.30	
Floor RFC	0.20	0.20	0.20	0.20	0.20	0.20	0.20	0.20	0.20	0.20	
Room Size	Vewed crosswise					Vewed endwise					
X=2H Y=2H	1.2	2.2	1.6	2.5	2.8	1.2	2.2	1.6	2.5	2.8	
	Y=3H	1.0	1.8	1.4	2.2	2.5	1.0	1.8	1.4	2.2	2.5
	Y=4H	0.9	1.7	1.3	2.0	2.4	0.9	1.7	1.3	2.0	2.4
	Y=6H	0.8	1.5	1.2	1.9	2.3	0.8	1.5	1.2	1.9	2.3
	Y=8H	0.7	1.4	1.2	1.8	2.2	0.7	1.4	1.2	1.8	2.2
	Y=12H	0.7	1.3	1.1	1.7	2.1	0.7	1.3	1.1	1.7	2.1
X=4H Y=2H	0.9	1.7	1.3	2.0	2.4	0.9	1.7	1.3	2.0	2.4	
	Y=3H	0.7	1.3	1.1	1.7	2.1	0.7	1.3	1.1	1.7	2.1
	Y=4H	0.5	1.1	1.0	1.5	2.0	0.5	1.1	1.0	1.5	2.0
	Y=6H	0.4	0.9	0.9	1.4	1.8	0.4	0.9	0.9	1.4	1.8
	Y=8H	0.3	0.8	0.8	1.2	1.7	0.3	0.8	0.8	1.2	1.7
	Y=12H	0.3	0.7	0.8	1.2	1.6	0.3	0.7	0.8	1.2	1.6
X=8H Y=4H	0.3	0.8	0.8	1.2	1.7	0.3	0.8	0.8	1.2	1.7	
	Y=6H	0.2	0.6	0.7	1.1	1.6	0.2	0.6	0.7	1.1	1.6
	Y=8H	0.1	0.5	0.7	1.0	1.5	0.1	0.5	0.7	1.0	1.5
	Y=12H	0.1	0.4	0.6	0.9	1.4	0.1	0.4	0.6	0.9	1.4
X=12H Y=4H	0.3	0.7	0.8	1.2	1.6	0.3	0.7	0.8	1.2	1.6	
	Y=6H	0.1	0.5	0.7	0.9	1.5	0.1	0.5	0.7	0.9	1.5
	Y=8H	0.1	0.4	0.6	0.9	1.4	0.1	0.4	0.6	0.9	1.4
Variations with the objerver position at spacings											
S=1.0H	0.0/0.0					0.0/0.0					
S=1.5H	0.0/0.0					0.0/0.0					
S=2.0H	0.0/0.0					0.0/0.0					
Reduced UGR Table:											
Nordic Standard Table:	BKO					BKO					
Correction Value	0.0					0.0					

o the CIE Pub.117, data has been corrected, refers to the lamp's lumens 8.2flm.

IES Indoor Report
Photometric Filename:UL-25W-COB-2500-FH(N)-15D-3000K.IES

Candela Tabulation

V/H	C0.0	C30.0	C60.0	C90.0	C120.0	C150.0	C180.0	C210.0	C240.0	C270.0	C300.0	C330.0
γ 0.0	14314.4	14314.4	14314.4	14314.4	14314.4	14314.4	14314.4	14314.4	14314.4	14314.4	14314.4	14314.4
γ 1.0	14693.2	14503.5	14009.7	13641.8	13021.1	12988.0	14835.9	14682.6	14500.3	14355.9	14142.1	14150.9
γ 2.0	14314.7	14163.8	13467.9	12960.3	12164.6	12080.6	14645.8	14502.4	14494.8	14447.1	14405.7	14442.4
γ 3.0	13766.9	13623.1	12719.2	12111.9	11119.0	11003.2	14323.6	14178.7	14313.8	14367.1	14507.3	14579.0
γ 4.0	13024.5	12867.4	11795.9	11070.3	9906.7	9754.1	13805.7	13662.4	13978.2	14113.7	14440.4	14550.1
γ 5.0	12071.5	11921.5	10687.5	9900.5	8614.4	8419.1	13067.4	12932.5	13447.7	13707.6	14198.7	14336.4
γ 6.0	10970.5	10795.7	9473.2	8646.1	7363.1	7145.5	12078.2	11981.1	12711.4	13103.5	13787.3	13954.8
γ 7.0	9732.2	9592.0	8239.0	7429.2	6213.0	6008.6	10927.3	10813.6	11749.2	12289.5	13183.8	13402.6
γ 8.0	8475.3	8376.1	7074.8	6320.6	5212.5	5005.9	9648.9	9550.6	10609.5	11268.4	12387.5	12632.3
γ 9.0	7247.0	7187.3	6026.8	5325.8	4323.5	4134.5	8309.3	8231.6	9374.5	10086.7	11359.5	11656.2
γ 10.0	6144.3	6098.1	5091.5	4443.1	3558.2	3391.2	7035.8	6987.6	8102.1	8851.4	10197.7	10509.9
γ 11.0	5164.7	5141.4	4254.6	3650.7	2888.1	2737.3	5908.4	5886.4	6904.4	7593.2	8943.7	9266.8
γ 12.0	4302.2	4303.9	3487.5	2956.3	2270.4	2163.8	4909.9	4926.9	5821.4	6446.5	7658.0	7982.9
γ 13.0	3537.5	3557.3	2801.1	2332.6	1748.1	1663.7	4051.7	4098.6	4896.7	5452.7	6496.4	6790.6
γ 14.0	2859.9	2876.9	2194.0	1795.1	1308.7	1235.3	3308.6	3373.3	4104.4	4588.8	5484.6	5729.3
γ 15.0	2262.3	2271.1	1674.4	1327.7	934.7	886.8	2653.9	2745.1	3422.1	3838.7	4620.0	4812.4
γ 16.0	1743.3	1735.0	1240.8	948.4	646.5	613.9	2088.5	2182.0	2800.3	3179.4	3866.0	4026.8
γ 17.0	1290.3	1287.1	897.9	649.1	438.6	410.7	1602.5	1683.9	2252.1	2591.6	3201.1	3342.6
γ 18.0	921.6	924.1	623.4	436.0	292.1	269.7	1177.5	1260.5	1760.8	2061.1	2608.7	2723.1
γ 19.0	634.4	641.3	422.8	298.1	193.8	175.0	832.4	917.5	1333.7	1588.9	2077.1	2166.2
γ 20.0	424.6	426.7	271.1	200.9	138.6	116.4	576.8	642.5	982.3	1187.2	1598.1	1668.1
γ 21.0	272.6	273.2	173.9	137.4	100.0	78.4	385.6	437.3	704.2	863.5	1197.6	1245.3
γ 22.0	170.3	171.1	117.0	98.8	67.1	49.6	246.0	287.3	484.8	612.9	872.4	904.9
γ 23.0	112.1	105.9	79.6	65.9	42.4	26.5	158.3	183.0	326.9	417.7	620.6	632.6
γ 24.0	73.0	68.3	48.2	41.0	23.3	10.3	101.8	112.7	218.0	282.0	423.4	424.0
γ 25.0	42.0	38.5	24.4	22.4	8.2	0.0	63.1	66.3	143.8	187.6	280.8	280.4
γ 26.0	18.4	15.7	6.3	7.0	0.0	0.0	35.6	34.7	92.5	123.4	187.8	183.4
γ 27.0	4.4	0.0	0.0	0.0	0.0	0.0	16.0	11.5	57.3	81.8	128.0	120.5
γ 28.0	0.0	0.0	0.0	0.0	0.0	0.0	2.6	0.0	31.3	51.6	85.5	79.7
γ 29.0	0.0	0.0	0.0	0.0	0.0	0.0	0.0	0.0	10.7	27.6	53.7	47.4
γ 30.0	0.0	0.0	0.0	0.0	0.0	0.0	0.0	0.0	0.0	10.0	29.1	23.6
γ 31.0	0.0	0.0	0.0	0.0	0.0	0.0	0.0	0.0	0.0	0.0	11.2	6.2
γ 32.0	0.0	0.0	0.0	0.0	0.0	0.0	0.0	0.0	0.0	0.0	0.0	0.0
γ 33.0	0.0	0.0	0.0	0.0	0.0	0.0	0.0	0.0	0.0	0.0	0.0	0.0
γ 34.0	0.0	0.0	0.0	0.0	0.0	0.0	0.0	0.0	0.0	0.0	0.0	0.0
γ 35.0	0.0	0.0	0.0	0.0	0.0	0.0	0.0	0.0	0.0	0.0	0.0	0.0
γ 36.0	0.0	0.0	0.0	0.0	0.0	0.0	0.0	0.0	0.0	0.0	0.0	0.0
γ 37.0	0.0	0.0	0.0	0.0	0.0	0.0	0.0	0.0	0.0	0.0	0.0	0.0
γ 38.0	0.0	0.0	0.0	0.0	0.0	0.0	0.0	0.0	0.0	0.0	0.0	0.0
γ 39.0	0.0	0.0	0.0	0.0	0.0	0.0	0.0	0.0	0.0	0.0	0.0	0.0
γ 40.0	0.0	0.0	0.0	0.0	0.0	0.0	0.0	0.0	0.0	0.0	0.0	0.0
γ 41.0	0.0	0.0	0.0	0.0	0.0	0.0	0.0	0.0	0.0	0.0	0.0	0.0
γ 42.0	0.0	0.0	0.0	0.0	0.0	0.0	0.0	0.0	0.0	0.0	0.0	0.0
γ 43.0	0.0	0.0	0.0	0.0	0.0	0.0	0.0	0.0	0.0	0.0	0.0	0.0
γ 44.0	0.0	0.0	0.0	0.0	0.0	0.0	0.0	0.0	0.0	0.0	0.0	0.0
γ 45.0	0.0	0.0	0.0	0.0	0.0	0.0	0.0	0.0	0.0	0.0	0.0	0.0
γ 46.0	0.0	0.0	0.0	0.0	0.0	0.0	0.0	0.0	0.0	0.0	0.0	0.0

IES Indoor Report
Photometric Filename:UL-25W-COB-2500-FH(N)-15D-3000K.IES

Candela Tabulation - (Cont.)

V/H	C0.0	C30.0	C60.0	C90.0	C120.0	C150.0	C180.0	C210.0	C240.0	C270.0	C300.0	C330.0
γ 47.0	0.0	0.0	0.0	0.0	0.0	0.0	0.0	0.0	0.0	0.0	0.0	0.0
γ 48.0	0.0	0.0	0.0	0.0	0.0	0.0	0.0	0.0	0.0	0.0	0.0	0.0
γ 49.0	0.0	0.0	0.0	0.0	0.0	0.0	0.0	0.0	0.0	0.0	0.0	0.0
γ 50.0	0.0	0.0	0.0	0.0	0.0	0.0	0.0	0.0	0.0	0.0	0.0	0.0
γ 51.0	0.0	0.0	0.0	0.0	0.0	0.0	0.0	0.0	0.0	0.0	0.0	0.0
γ 52.0	0.0	0.0	0.0	0.0	0.0	0.0	0.0	0.0	0.0	0.0	0.0	0.0
γ 53.0	0.0	0.0	0.0	0.0	0.0	0.0	0.0	0.0	0.0	0.0	0.0	0.0
γ 54.0	0.0	0.0	0.0	0.0	0.0	0.0	0.0	0.0	0.0	0.0	0.0	0.0
γ 55.0	0.0	0.0	0.0	0.0	0.0	0.0	0.0	0.0	0.0	0.0	0.0	0.0
γ 56.0	0.0	0.0	0.0	0.0	0.0	0.0	0.0	0.0	0.0	0.0	0.0	0.0
γ 57.0	0.0	0.0	0.0	0.0	0.0	0.0	0.0	0.0	0.0	0.0	0.0	0.0
γ 58.0	0.0	0.0	0.0	0.0	0.0	0.0	0.0	0.0	0.0	0.0	0.0	0.0
γ 59.0	0.0	0.0	0.0	0.0	0.0	0.0	0.0	0.0	0.0	0.0	0.0	0.0
γ 60.0	0.0	0.0	0.0	0.0	0.0	0.0	0.0	0.0	0.0	0.0	0.0	0.0
γ 61.0	0.0	0.0	0.0	0.0	0.0	0.0	0.0	0.0	0.0	0.0	0.0	0.0
γ 62.0	0.0	0.0	0.0	0.0	0.0	0.0	0.0	0.0	0.0	0.0	0.0	0.0
γ 63.0	0.0	0.0	0.0	0.0	0.0	0.0	0.0	0.0	0.0	0.0	0.0	0.0
γ 64.0	0.0	0.0	0.0	0.0	0.0	0.0	0.0	0.0	0.0	0.0	0.0	0.0
γ 65.0	0.0	0.0	0.0	0.0	0.0	0.0	0.0	0.0	0.0	0.0	0.0	0.0
γ 66.0	0.0	0.0	0.0	0.0	0.0	0.0	0.0	0.0	0.0	0.0	0.0	0.0
γ 67.0	0.0	0.0	0.0	0.0	0.0	0.0	0.0	0.0	0.0	0.0	0.0	0.0
γ 68.0	0.0	0.0	0.0	0.0	0.0	0.0	0.0	0.0	0.0	0.0	0.0	0.0
γ 69.0	0.0	0.0	0.0	0.0	0.0	0.0	0.0	0.0	0.0	0.0	0.0	0.0
γ 70.0	0.0	0.0	0.0	0.0	0.0	0.0	0.0	0.0	0.0	0.0	0.0	0.0
γ 71.0	0.0	0.0	0.0	0.0	0.0	0.0	0.0	0.0	0.0	0.0	0.0	0.0
γ 72.0	0.0	0.0	0.0	0.0	0.0	0.0	0.0	0.0	0.0	0.0	0.0	0.0
γ 73.0	0.0	0.0	0.0	0.0	0.0	0.0	0.0	0.0	0.0	0.0	0.0	0.0
γ 74.0	0.0	0.0	0.0	0.0	0.0	0.0	0.0	0.0	0.0	0.0	0.0	0.0
γ 75.0	0.0	0.0	0.0	0.0	0.0	0.0	0.0	0.0	0.0	0.0	0.0	0.0
γ 76.0	0.0	0.0	0.0	0.0	0.0	0.0	0.0	0.0	0.0	0.0	0.0	0.0
γ 77.0	0.0	0.0	0.0	0.0	0.0	0.0	0.0	0.0	0.0	0.0	0.0	0.0
γ 78.0	0.0	0.0	0.0	0.0	0.0	0.0	0.0	0.0	0.0	0.0	0.0	0.0
γ 79.0	0.0	0.0	0.0	0.0	0.0	0.0	0.0	0.0	0.0	0.0	0.0	0.0
γ 80.0	0.0	0.0	0.0	0.0	0.0	0.0	0.0	0.0	0.0	0.0	0.0	0.0
γ 81.0	0.0	0.0	0.0	0.0	0.0	0.0	0.0	0.0	0.0	0.0	0.0	0.0
γ 82.0	0.0	0.0	0.0	0.0	0.0	0.0	0.0	0.0	0.0	0.0	0.0	0.0
γ 83.0	0.0	0.0	0.0	0.0	0.0	0.0	0.0	0.0	0.0	0.0	0.0	0.0
γ 84.0	0.0	0.0	0.0	0.0	0.0	0.0	0.0	0.0	0.0	0.0	0.0	0.0
γ 85.0	0.0	0.0	0.0	0.0	0.0	0.0	0.0	0.0	0.0	0.0	0.0	0.0
γ 86.0	0.0	0.0	0.0	0.0	0.0	0.0	0.0	0.0	0.0	0.0	0.0	0.0
γ 87.0	0.0	0.0	0.0	0.0	0.0	0.0	0.0	0.0	0.0	0.0	0.0	0.0
γ 88.0	0.0	0.0	0.0	0.0	0.0	0.0	0.0	0.0	0.0	0.0	0.0	0.0
γ 89.0	0.0	0.0	0.0	0.0	0.0	0.0	0.0	0.0	0.0	0.0	0.0	0.0
γ 90.0	0.0	0.0	0.0	0.0	0.0	0.0	0.0	0.0	0.0	0.0	0.0	0.0
γ 91.0	0.0	0.0	0.0	0.0	0.0	0.0	0.0	0.0	0.0	0.0	0.0	0.0
γ 92.0	0.0	0.0	0.0	0.0	0.0	0.0	0.0	0.0	0.0	0.0	0.0	0.0
γ 93.0	0.0	0.0	0.0	0.0	0.0	0.0	0.0	0.0	0.0	0.0	0.0	0.0

IES Indoor Report
Photometric Filename:UL-25W-COB-2500-FH(N)-15D-3000K.IES

Candela Tabulation - (Cont.)

V/H	C0.0	C30.0	C60.0	C90.0	C120.0	C150.0	C180.0	C210.0	C240.0	C270.0	C300.0	C330.0
γ 94.0	0.0	0.0	0.0	0.0	0.0	0.0	0.0	0.0	0.0	0.0	0.0	0.0
γ 95.0	0.0	0.0	0.0	0.0	0.0	0.0	0.0	0.0	0.0	0.0	0.0	0.0
γ 96.0	0.0	0.0	0.0	0.0	0.0	0.0	0.0	0.0	0.0	0.0	0.0	0.0
γ 97.0	0.0	0.0	0.0	0.0	0.0	0.0	0.0	0.0	0.0	0.0	0.0	0.0
γ 98.0	0.0	0.0	0.0	0.0	0.0	0.0	0.0	0.0	0.0	0.0	0.0	0.0
γ 99.0	0.0	0.0	0.0	0.0	0.0	0.0	0.0	0.0	0.0	0.0	0.0	0.0
γ 100.0	0.0	0.0	0.0	0.0	0.0	0.0	0.0	0.0	0.0	0.0	0.0	0.0
γ 101.0	0.0	0.0	0.0	0.0	0.0	0.0	0.0	0.0	0.0	0.0	0.0	0.0
γ 102.0	0.0	0.0	0.0	0.0	0.0	0.0	0.0	0.0	0.0	0.0	0.0	0.0
γ 103.0	0.0	0.0	0.0	0.0	0.0	0.0	0.0	0.0	0.0	0.0	0.0	0.0
γ 104.0	0.0	0.0	0.0	0.0	0.0	0.0	0.0	0.0	0.0	0.0	0.0	0.0
γ 105.0	0.0	0.0	0.0	0.0	0.0	0.0	0.0	0.0	0.0	0.0	0.0	0.0
γ 106.0	0.0	0.0	0.0	0.0	0.0	0.0	0.0	0.0	0.0	0.0	0.0	0.0
γ 107.0	0.0	0.0	0.0	0.0	0.0	0.0	0.0	0.0	0.0	0.0	0.0	0.0
γ 108.0	0.0	0.0	0.0	0.0	0.0	0.0	0.0	0.0	0.0	0.0	0.0	0.0
γ 109.0	0.0	0.0	0.0	0.0	0.0	0.0	0.0	0.0	0.0	0.0	0.0	0.0
γ 110.0	0.0	0.0	0.0	0.0	0.0	0.0	0.0	0.0	0.0	0.0	0.0	0.0
γ 111.0	0.0	0.0	0.0	0.0	0.0	0.0	0.0	0.0	0.0	0.0	0.0	0.0
γ 112.0	0.0	0.0	0.0	0.0	0.0	0.0	0.0	0.0	0.0	0.0	0.0	0.0
γ 113.0	0.0	0.0	0.0	0.0	0.0	0.0	0.0	0.0	0.0	0.0	0.0	0.0
γ 114.0	0.0	0.0	0.0	0.0	0.0	0.0	0.0	0.0	0.0	0.0	0.0	0.0
γ 115.0	0.0	0.0	0.0	0.0	0.0	0.0	0.0	0.0	0.0	0.0	0.0	0.0
γ 116.0	0.0	0.0	0.0	0.0	0.0	0.0	0.0	0.0	0.0	0.0	0.0	0.0
γ 117.0	0.0	0.0	0.0	0.0	0.0	0.0	0.0	0.0	0.0	0.0	0.0	0.0
γ 118.0	0.0	0.0	0.0	0.0	0.0	0.0	0.0	0.0	0.0	0.0	0.0	0.0
γ 119.0	0.0	0.0	0.0	0.0	0.0	0.0	0.0	0.0	0.0	0.0	0.0	0.0
γ 120.0	0.0	0.0	0.0	0.0	0.0	0.0	0.0	0.0	0.0	0.0	0.0	0.0
γ 121.0	0.0	0.0	0.0	0.0	0.0	0.0	0.0	0.0	0.0	0.0	0.0	0.0
γ 122.0	0.0	0.0	0.0	0.0	0.0	0.0	0.0	0.0	0.0	0.0	0.0	0.0
γ 123.0	0.0	0.0	0.0	0.0	0.0	0.0	0.0	0.0	0.0	0.0	0.0	0.0
γ 124.0	0.0	0.0	0.0	0.0	0.0	0.0	0.0	0.0	0.0	0.0	0.0	0.0
γ 125.0	0.0	0.0	0.0	0.0	0.0	0.0	0.0	0.0	0.0	0.0	0.0	0.0
γ 126.0	0.0	0.0	0.0	0.0	0.0	0.0	0.0	0.0	0.0	0.0	0.0	0.0
γ 127.0	0.0	0.0	0.0	0.0	0.0	0.0	0.0	0.0	0.0	0.0	0.0	0.0
γ 128.0	0.0	0.0	0.0	0.0	0.0	0.0	0.0	0.0	0.0	0.0	0.0	0.0
γ 129.0	0.0	0.0	0.0	0.0	0.0	0.0	0.0	0.0	0.0	0.0	0.0	0.0
γ 130.0	0.0	0.0	0.0	0.0	0.0	0.0	0.0	0.0	0.0	0.0	0.0	0.0
γ 131.0	0.0	0.0	0.0	0.0	0.0	0.0	0.0	0.0	0.0	0.0	0.0	0.0
γ 132.0	0.0	0.0	0.0	0.0	0.0	0.0	0.0	0.0	0.0	0.0	0.0	0.0
γ 133.0	0.0	0.0	0.0	0.0	0.0	0.0	0.0	0.0	0.0	0.0	0.0	0.0
γ 134.0	0.0	0.0	0.0	0.0	0.0	0.0	0.0	0.0	0.0	0.0	0.0	0.0
γ 135.0	0.0	0.0	0.0	0.0	0.0	0.0	0.0	0.0	0.0	0.0	0.0	0.0
γ 136.0	0.0	0.0	0.0	0.0	0.0	0.0	0.0	0.0	0.0	0.0	0.0	0.0
γ 137.0	0.0	0.0	0.0	0.0	0.0	0.0	0.0	0.0	0.0	0.0	0.0	0.0
γ 138.0	0.0	0.0	0.0	0.0	0.0	0.0	0.0	0.0	0.0	0.0	0.0	0.0
γ 139.0	0.0	0.0	0.0	0.0	0.0	0.0	0.0	0.0	0.0	0.0	0.0	0.0
γ 140.0	0.0	0.0	0.0	0.0	0.0	0.0	0.0	0.0	0.0	0.0	0.0	0.0

IES Indoor Report
Photometric Filename:UL-25W-COB-2500-FH(N)-15D-3000K.IES

Candela Tabulation - (Cont.)

V/H	C0.0	C30.0	C60.0	C90.0	C120.0	C150.0	C180.0	C210.0	C240.0	C270.0	C300.0	C330.0
γ 141.0	0.0	0.0	0.0	0.0	0.0	0.0	0.0	0.0	0.0	0.0	0.0	0.0
γ 142.0	0.0	0.0	0.0	0.0	0.0	0.0	0.0	0.0	0.0	0.0	0.0	0.0
γ 143.0	0.0	0.0	0.0	0.0	0.0	0.0	0.0	0.0	0.0	0.0	0.0	0.0
γ 144.0	0.0	0.0	0.0	0.0	0.0	0.0	0.0	0.0	0.0	0.0	0.0	0.0
γ 145.0	0.0	0.0	0.0	0.0	0.0	0.0	0.0	0.0	0.0	0.0	0.0	0.0
γ 146.0	0.0	0.0	0.0	0.0	0.0	0.0	0.0	0.0	0.0	0.0	0.0	0.0
γ 147.0	0.0	0.0	0.0	0.0	0.0	0.0	0.0	0.0	0.0	0.0	0.0	0.0
γ 148.0	0.0	0.0	0.0	0.0	0.0	0.0	0.0	0.0	0.0	0.0	0.0	0.0
γ 149.0	0.0	0.0	0.0	0.0	0.0	0.0	0.0	0.0	0.0	0.0	0.0	0.0
γ 150.0	0.0	0.0	0.0	0.0	0.0	0.0	0.0	0.0	0.0	0.0	0.0	0.0
γ 151.0	0.0	0.0	0.0	0.0	0.0	0.0	0.0	0.0	0.0	0.0	0.0	0.0
γ 152.0	0.0	0.0	0.0	0.0	0.0	0.0	0.0	0.0	0.0	0.0	0.0	0.0
γ 153.0	0.0	0.0	0.0	0.0	0.0	0.0	0.0	0.0	0.0	0.0	0.0	0.0
γ 154.0	0.0	0.0	0.0	0.0	0.0	0.0	0.0	0.0	0.0	0.0	0.0	0.0
γ 155.0	0.0	0.0	0.0	0.0	0.0	0.0	0.0	0.0	0.0	0.0	0.0	0.0
γ 156.0	0.0	0.0	0.0	0.0	0.0	0.0	0.0	0.0	0.0	0.0	0.0	0.0
γ 157.0	0.0	0.0	0.0	0.0	0.0	0.0	0.0	0.0	0.0	0.0	0.0	0.0
γ 158.0	0.0	0.0	0.0	0.0	0.0	0.0	0.0	0.0	0.0	0.0	0.0	0.0
γ 159.0	0.0	0.0	0.0	0.0	0.0	0.0	0.0	0.0	0.0	0.0	0.0	0.0
γ 160.0	0.0	0.0	0.0	0.0	0.0	0.0	0.0	0.0	0.0	0.0	0.0	0.0
γ 161.0	0.0	0.0	0.0	0.0	0.0	0.0	0.0	0.0	0.0	0.0	0.0	0.0
γ 162.0	0.0	0.0	0.0	0.0	0.0	0.0	0.0	0.0	0.0	0.0	0.0	0.0
γ 163.0	0.0	0.0	0.0	0.0	0.0	0.0	0.0	0.0	0.0	0.0	0.0	0.0
γ 164.0	0.0	0.0	0.0	0.0	0.0	0.0	0.0	0.0	0.0	0.0	0.0	0.0
γ 165.0	0.0	0.0	0.0	0.0	0.0	0.0	0.0	0.0	0.0	0.0	0.0	0.0
γ 166.0	0.0	0.0	0.0	0.0	0.0	0.0	0.0	0.0	0.0	0.0	0.0	0.0
γ 167.0	0.0	0.0	0.0	0.0	0.0	0.0	0.0	0.0	0.0	0.0	0.0	0.0
γ 168.0	0.0	0.0	0.0	0.0	0.0	0.0	0.0	0.0	0.0	0.0	0.0	0.0
γ 169.0	0.0	0.0	0.0	0.0	0.0	0.0	0.0	0.0	0.0	0.0	0.0	0.0
γ 170.0	0.0	0.0	0.0	0.0	0.0	0.0	0.0	0.0	0.0	0.0	0.0	0.0
γ 171.0	0.0	0.0	0.0	0.0	0.0	0.0	0.0	0.0	0.0	0.0	0.0	0.0
γ 172.0	0.0	0.0	0.0	0.0	0.0	0.0	0.0	0.0	0.0	0.0	0.0	0.0
γ 173.0	0.0	0.0	0.0	0.0	0.0	0.0	0.0	0.0	0.0	0.0	0.0	0.0
γ 174.0	0.0	0.0	0.0	0.0	0.0	0.0	0.0	0.0	0.0	0.0	0.0	0.0
γ 175.0	0.0	0.0	0.0	0.0	0.0	0.0	0.0	0.0	0.0	0.0	0.0	0.0
γ 176.0	0.0	0.0	0.0	0.0	0.0	0.0	0.0	0.0	0.0	0.0	0.0	0.0
γ 177.0	0.0	0.0	0.0	0.0	0.0	0.0	0.0	0.0	0.0	0.0	0.0	0.0
γ 178.0	0.0	0.0	0.0	0.0	0.0	0.0	0.0	0.0	0.0	0.0	0.0	0.0
γ 179.0	0.0	0.0	0.0	0.0	0.0	0.0	0.0	0.0	0.0	0.0	0.0	0.0
γ 180.0	0.0	0.0	0.0	0.0	0.0	0.0	0.0	0.0	0.0	0.0	0.0	0.0